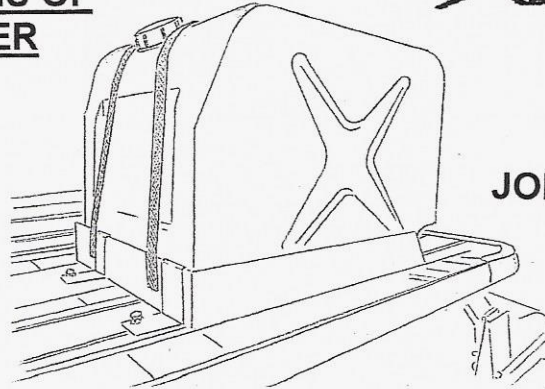


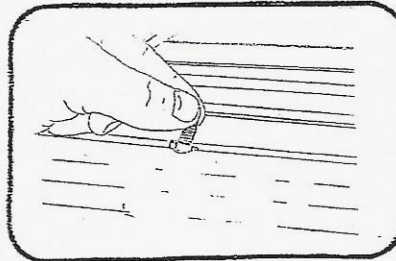


**INSTALLATION INSTRUCTIONS OF
THE K9 WATER TANK HOLDER**

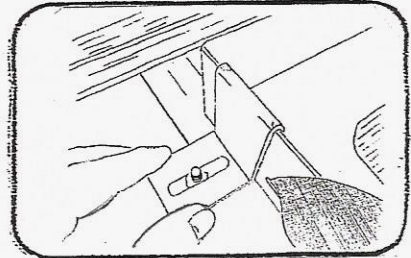


JOB WELL DONE!

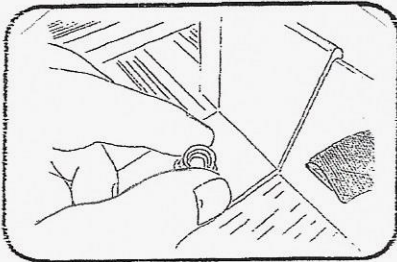
GETTING STARTED:
13mm spanner wrench
40L water tank optional extra.



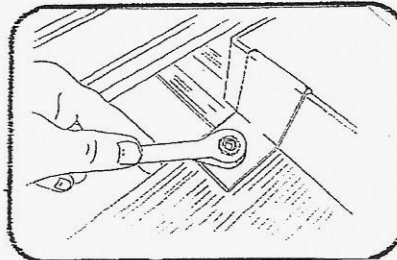
Slide bolts into groves on slats.



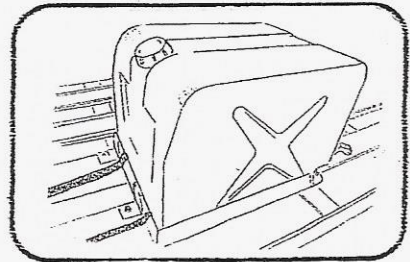
Once holder is in place on the rack
place hook plate over the edge of holder.



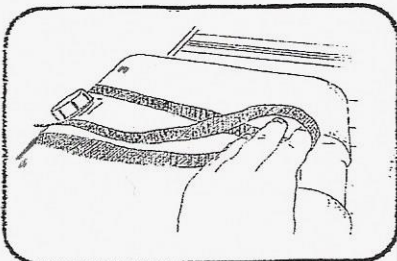
Thread on nyloc nut onto bolts.



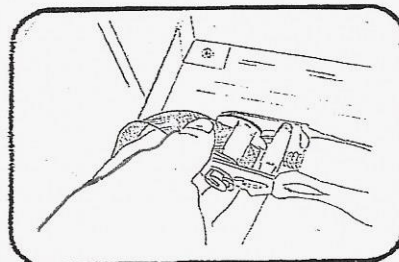
Tighten with 13mm spanner wrench.



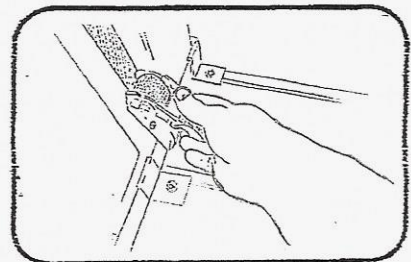
Place water tank in holder.



Guide straps over water tank



Thread strap through ratchet.



Fasten the ratchet by cranking the handle
in order to secure water tank.